

Instructions: how to use the poster printing on-line service:

1) Copy and paste the following link into your internet browser:

<http://www.ssdgrafiche.com/poster-printing-2/?lang=en>

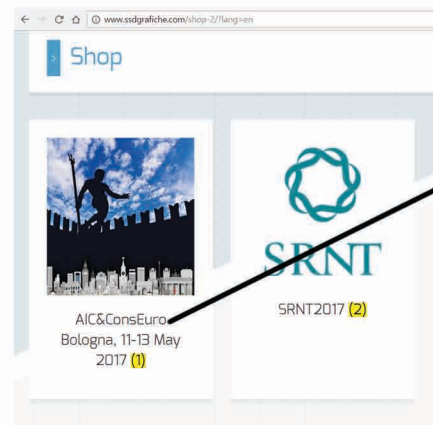
2) Once the page is loaded:

1)



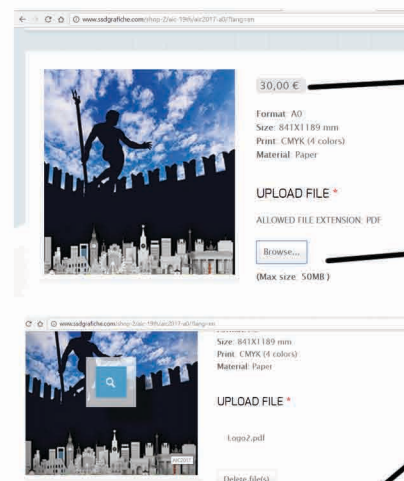
Click on the banner to enter the service.

2)



Click on the congress title, which will open the area reserved to the congress print service.

3)

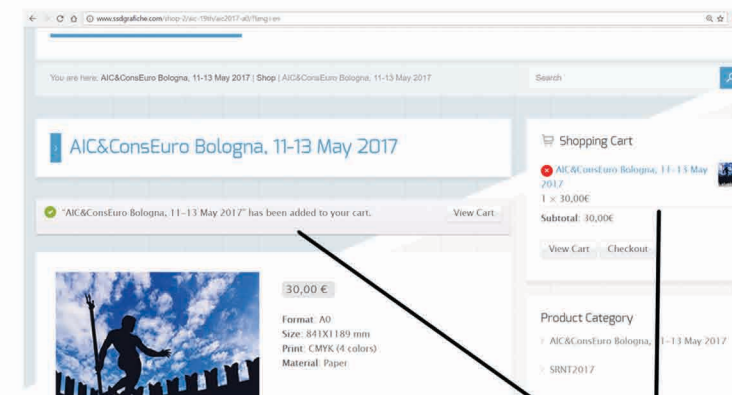


Price displayed

Click to upload the PDF poster file.

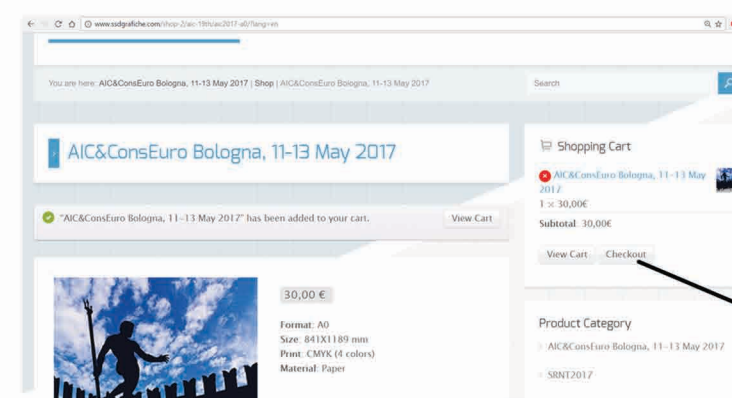
Once the PDF file is uploaded, to continue, click "Add to cart" and the payment page will open.

4)

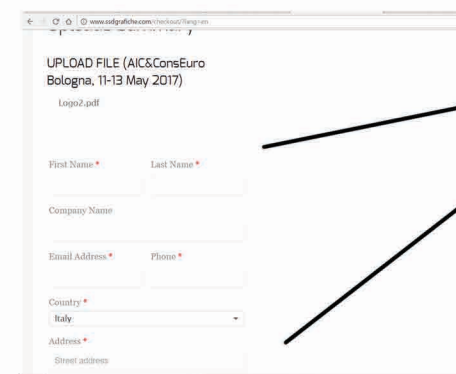


Check the status of your upload on top of the same page

5)

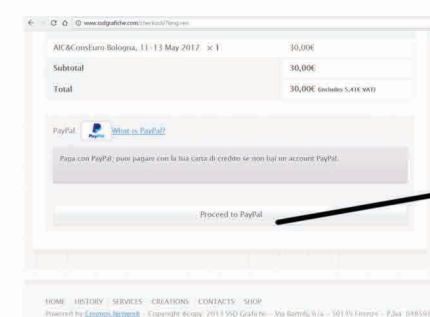


Click on "Checkout" in order to complete the transaction and the order.



Fill in the billing details and scroll down. Continue with Paypal payment method.

6)



Paypal button to proceed with payment.